

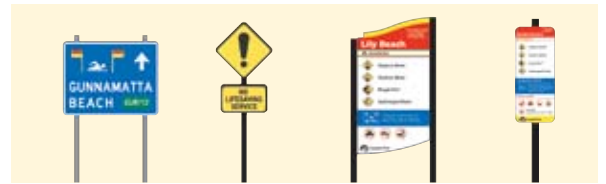
Beach Safety Signs.

Find out about the beach and conditions.



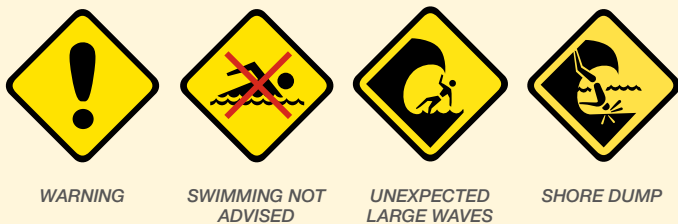
Why are beach signs important to you?

Every beach has permanent and occasional hazards that you may need to look out for. To assist you in looking out for these hazards and to show supervised areas, lifesaving services use a number of safety signs.



What beach signs should you be looking out for?


Warning Signs (diamond shape, yellow and black) are used to warn you about a hazard(s) at that beach



Regulatory Signs (red circle with diagonal line through a black image) are used to inform you about prohibited activities at that beach



Information Signs (Square, blue and white) are used to provide you information about features at that beach



Safety Signs (Square, green and white) are used to indicate a safety provision nearby or provide safety advice



If you are unsure about something or have a question, don't hesitate to ask a lifesaver or lifeguard.

To enjoy the beach safely, remember:



Find the red and yellow flags and swim between them.

Look at, understand and obey the safety signs.

Ask a lifeguard or lifesaver for advice before you enter the water.

Get a friend to swim with you.

Stick your hand up, stay calm and call for help if you get into trouble.

