

ACCREDITATION PROCESS FOR LIFESAVING OFFICIALS

New Officials

Officials are the key to the effective running of all Lifesaving events. An official is any person who controls or judges the technical aspects of a competition through the application of rules and laws of the sport. We need officials to ensure the spirit of the event is observed and enjoyed by all.

COURSE PREREQUISITES

- 16 years+
- Working with Children Check (WWCC – Ochre Card)
- SLSA Membership

Core Official	Technical Official
Permitted to officiate at Junior level competition (U8-U14s)	Permitted to officiate at club/branch/state competitions.
Marshall, Recorder, Timekeeping Judge and Finish Judge	Marshall/Check Marshall, Starter/Check Starter, Timekeeper, Recorder and Finish Judge.
Core Officials will be supervised at competitions by a competent Technical (or above) accredited official.	No supervision required.
Cost to complete: \$10	Cost to complete: \$10
For more information → Core Official Overview	For more information → Technical Official Overview

*The core official course is NOT a prerequisite for the Technical Official accreditation

Senior Official (Only available to pre-existing, technical officials) -

Please note that SLSA has full control on who can become a Senior Official. If you are interested in working towards a Senior Official role, please contact SLSNT (surf@lifesavingnt.com.au) to express your interest.

ACCREDITATION PROCESS FOR LIFESAVING OFFICIALS

Step 1: [Working with Children Check \(WWCC\)](#) – Ochre Card

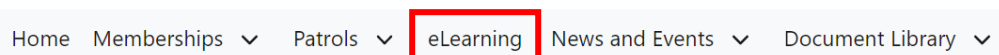
You MUST have a valid Ochre card to finish the official course.

*Volunteers are eligible for a discount on the WWCC. Please speak to SLSNT if you require.

Step 2: Members Portal – eLearning

Log on to SLSA Members Area to start the online modules

1. Visit: https://members.sls.com.au/SLSA_Online/modules/login/index.php
2. Select eLearning



3. Ensure that the state you are studying in is NT (Northern Territory)
4. Click → Login to eLearning button at bottom of screen
5. Select 'Training Library' from side of screen
6. Find: SLS – Officiating and select 'view courses'
7. Select Course (Core Official or Technical Official)
8. Begin course.

Step 3: Complete all the Online modules relevant to Core Official or Technical Official depending on which you choose – Technical Official more desirable).

Core Official Modules:

Module 1: ASC Officiating General Principles → Free online course delivered by AIS.

Module 2: Introduction to Officiating

Technical Official Modules:

Module 1: ASC Officiating General Principles → Free online course delivered by AIS.

Module 2: Being a Technical Official – Part 1

Module 3: Being A Technical Official – Part 2

Module 3a: The Technical Official in Action –Marshall/Check Marshall

Module 3b: The Technical Official In Action –Starter/Check Starter

Module 3c: The Technical Official in Action– Timekeeper/Finish Judge/Recorder

How to complete the Australia Sports Commission (ASC) Online Community Officiating General Principles course (Module 1 of Core & Technical Official)

1. Visit https://www.sportaus.gov.au/coaches_and_officials/officials
2. Select 'Enrol Now' on right side of screen
3. If you already have an account with AIS, login. If not, create an account by selecting 'Register' next to the 'Login' button.



4. Once logged in, select 'browse learning' tab.
5. Select 'Community Officiating General Principles'




Community Officiating General Principles

About the Community Officiating General Principles course The course is aimed at fir

ACCREDITATION PROCESS FOR LIFESAVING OFFICIALS




6. Read over the requirements of the course – when happy to proceed, select ‘Enrol’ at the top of the screen.
Once enrolled, you must ‘Launch’ the course.
7. Scroll to the bottom of the page and select ‘Launch’ next to the ‘course’ option.
8. Complete ALL 3 modules – click on the first module to begin.



Snapshot of a Good Official

Status: *Not Started*
Percent Completed: 0%


Start the module Overview



Preparing to Officiate

Status: *Not Started*
Percent Completed: 0%

Start the module Overview



The Official in Action

Status: *Not Started*
Percent Completed: 0%

Start the module Overview

9. Once all 3 modules have been completed, you are required to obtain your ‘completion certificate’. You do this by selecting the blue writing:

Congratulations, you have completed the course. [Click here to get your certificate.](#)

COURSE:  COMMUNITY OFFICIATING GENERAL PRINCIPLES

10. Save and send this completion certificate to surf@lifesavingnt.com.au

Step 4: Book into a face to face workshop/assessment. Discuss with SLSNT regarding a specific time/event

The workshop/assessment will have both a theory and practical component. The practical component in most cases will be conducted at an SLSNT Carnival, where you will experience the roles suitable for the official level you are accrediting in.

You will receive your Officials shirt and logbook at this assessment once all requirements have been completed.

Step 5: Accreditation

Once you have successfully completed your assessment, you are required to send SLSNT a copy of your:

- ASC Officiating Course Completion Certificate
- Online Theory Completion Certificate
- Copy of your valid WWCC (Ochre Card)
- Signed assessment papers

Once received, SLSNT will process your accreditation, upgrade your qualifications on SurfGuard and post your name badge.

ACCREDITATION PROCESS FOR LIFESAVING OFFICIALS

FAQ'S



Is the Core Official course a prerequisite for the Technical Official course?

No. The SLSA Core Official course is designed as an entry-level for officials. It is designed to be a quick and easy course for those wanting to officiate at junior surf carnivals.

Is the Technical Official course a prerequisite for the Senior Official course?

Yes. RPL and reaccreditation will also be considered.

I want to officiate at a Surf Boat Carnival. Can I do this as a Core Official?

No. As all Surf Boat competitors must be aged 15 and above, the Core Official is not suitably qualified to officiate at a Surf Boat Carnival.

Am I required to keep a logbook?

Yes. At all levels, officials are required to log each carnival they attend and have their logbook signed by the event referee/coordinator and/or the stamp of the organising body.

How do I get a logbook?

If you are an existing official and require a new logbook, please contact Surf Life Saving Northern Territory. If you are a new official, you will receive a logbook when you book in for your assessment.

How long does the Core Official/Technical Official accreditation last for?

All SLSA Officials courses are accredited for 4 years. Officials are required to keep a logbook and attain 100 points within a four (4) year period (please refer to your logbook for more details).

How long will it take for me to complete the Technical Official course?

Each SLSA online learning module/part is designed to take approximately 30 minutes. The duration of the face-to-face workshop is dependent on state requirements. Each discipline elective will have its own separate face-to-face workshop component. Please note that there may be a few weeks between completing the SLSA Technical Official online course and participating in your face-to-face workshop.

How much does it cost? How do I pay? When do I pay?

The cost of the official's modules is \$10.00. Payment is made through Member Training from Anywhere gateway when you register for the online course. Payment can be made with credit/debit card only. There is no extra cost for each discipline elective.

IMPORTANT LINKS:

[The SLSA Officiating Training Plan](#)

[SLSA Australian Surf Sports Manual](#)

[Australian Sports Commission Learning Portal](#)